

2025 was a year of consolidation, engagement, and continued progress for EURid, as we strengthened our infrastructure, enhanced user experience, and deepened collaboration with stakeholders across Europe, laying the groundwork ahead of the 20th anniversary of .eu in 2026.

A key achievement was the launch of our new public website in March, designed and developed entirely within the European Union. As the only registry providing information in all official EU languages, we continue to ensure accessibility for users across all Member States, delivering a seamless and inclusive user experience.

At the same time, we further reinforced the resilience, security, and sustainability of our registry operations through targeted infrastructure modernisation. The renewal of critical network components, deployment of next-generation firewalls, and upgrades to core technologies ensure that .eu remains robust, secure, and future-ready in an evolving digital landscape.

Customer satisfaction remained consistently high, exceeding 88%, while the number of support requests continued to decline. This reflects our ongoing investment in automation, knowledge resources, and efficient support processes, aimed at delivering a high-quality service experience.

Engagement with our community remained strong, with key events such as CloudFest, registrar meetings and .eu Day at the European Parliament providing valuable opportunities to connect with registrars, partners, and policymakers, and to reinforce .eu's role in Europe's digital ecosystem.



"In 2025, we strengthened the foundations of .eu, enhancing security, improving user experience, and deepening engagement with our community. As we approach the 20th anniversary of .eu's public launch, we remain committed to evolving alongside Europe's digital landscape, ensuring that .eu continues to be a trusted, secure, and forward-looking digital identity for all."

Peter Janssen, General Manager

3 790 453

TOTAL REGISTRATIONS AT YEAR'S END

80.5%

AVERAGE RENEWAL RATE IN 2025¹

New registrations per quarter

QUARTER	REGISTRATIONS
Q1	161 323
Q2	181 575
Q3	213 916
Q4	193 047

¹ Please note, that the renewal rate is always an interim number till 40 days after the period finishes (and the reactivations from quarantine finish for that period).

Key Developments

New eurid.eu website launched

The new public website (www.eurid.eu) was launched on 18 March. As the only registry providing information in **all official EU languages**, .eu ensures that users in every Member State can access key content in their native language.

In line with the “**Made in EU**” approach, all elements, from concept and user experience to design, content, translations, and front-end development, were created within the European Union. The content management system was developed in-house to fully support multilingualism and ensure seamless integration with the .eu registration system.

Infrastructure modernisation

EURid further strengthened the resilience, security, and sustainability of its registry operations. Targeted infrastructure modernisation included the **renewal of key network components across its data centres and the deployment of next-generation firewalls**. These measures enhanced the overall security baseline and ensured more consistent configuration management.

Core platform components were also upgraded, including the Java runtime environment, to maintain compatibility with modern frameworks while reducing long-term maintenance and security risks.

Customer satisfaction

Keeping customers happy and satisfied remains a key priority for EURid, as a positive customer experience is essential **for trust, loyalty, and long-term success**. In this context, customer satisfaction remained consistently above 88% throughout the year.

At the same time, the number of support tickets continued to decline steadily, in line with expectations. This high satisfaction level reflects ongoing investment in the knowledge base, enhanced service automation, and more efficient support workflows, all contributing to faster resolutions and a smoother overall customer experience.

Top events

Cloudfest 2025

Strengthening visibility and collaboration

For EURid, attending CloudFest provides a valuable opportunity to engage with key stakeholders in the registrar and hosting community, strengthen partnerships, and showcase the latest developments in the .eu domain space.

With over 10 000 attendees and more than 250 speakers, the event offered a strong platform to promote the .eu extension and connect with stakeholders. During the event, EURid held over 20 registrar meetings, hosted a booth party, organised a mini golf sessions at its stand, and welcomed registrars to an exclusive dinner experience.



With registrar INWX



EURid team



Peter Janssen, General Manager



Marina Kaljurand, MEP

.eu Day

in the European Parliament

The 2025 edition focused on the theme of Digital Sovereignty and featured speakers from academia, the European Commission, and the European business community. Held as a breakfast event at the European Parliament on 3 December 2025, it brought together five speakers and more than 90 participants.

The discussions explored how to uphold an open and secure internet, while ensuring that both global and individual approaches to digital sovereignty remain inclusive and accessible.

January

EURid continuously offers **discounts on .eu Alternative Dispute Resolution (ADR) fees**, and thanks to this support. This means that the basic ADR fee per complaint stays as low as EUR 100 instead of EUR 1 300.

February

EURid supported **Safer Internet Day**, a global initiative promoting a safer and more secure digital environment, reaffirming its commitment to safeguarding the security and integrity of the European internet landscape.

March



EURid launched its **redesigned website at eurid.eu**, offering a smoother user experience, refreshed branding, and improved accessibility.

April

EURid took part in the Global Multistakeholder High-Level Conference on the **Governance of Web 4.0**, organised by the European Commission, contributing to discussions on the future internet in the era of Web 4.0 and virtual worlds.

May



EURid participated in **EuroDIG conference in Strasbourg, France**, demonstrating its long-standing commitment to shaping Europe's digital future and contributing to discussions on safeguarding human rights by balancing regulation and innovation.

June

EURid participated in the **We Make** exhibition in Italy and organised the **Registrar Advisory Board meeting**, alongside a local registrar meet-up in Bologna.

July

EURid published the latest **IDN Market Report**, showing that global adoption of Internationalised Domain Names (IDNs) remains slow, with around 75% of registrations concentrated in just ten top-level domains.

August

The Domain Name Industry Brief ranked .eu among the world's leading ccTLDs, with an **84.0% renewal rate** reflecting continued trust and engagement from its community.

September



The **2025 .eu Web Awards** returned with a refreshed and more dynamic format, celebrating outstanding .eu websites that stand out for their creativity, storytelling, and impact online.

October

EURid celebrated **10 years of CodeWeek**, inspiring the next generation of coders, with its activities **reaching around 4,000 children** since the initiative began.

November



EURid participated in the **Cyber Security Coalition event, "Brewing Security in the Age of Disruption,"** engaging with experts on cybersecurity threats and AI-related challenges—key topics for ensuring a secure and resilient domain name system.

December

EURid successfully hosted **.eu Day at the European Parliament**, bringing together around **90 participants** from academia, the European Commission, and European businesses for a discussion on digital sovereignty.

.eu's presence across Europe

In nearly all Member States, the national ccTLD remains structurally dominant in its home market. This is not a short-term fluctuation, but a persistent characteristic of the European domain landscape.

National extensions benefit from strong local brand recognition, first-mover advantage, default positioning at registrar level, and sustained preference among public sector users and SMEs for national identity.

By contrast, .eu operates less as a “home market default” and more as a complementary or alternative choice. Nevertheless, with a market share of approximately 3-8% in most Member States, .eu has achieved stable and meaningful penetration across almost all EU markets — an important result for a supranational TLD competing with well-established national incumbents.

When weighted by total domain volume, the gap between .eu and national ccTLDs shows a gradual narrowing over the past three years, indicating slow structural convergence at EU level. The largest gaps remain in Romania, Poland, and Hungary, where national extensions retain exceptionally high market shares, reinforced by strong domestic identity and long-standing market positions. In contrast, smaller gaps are observed in Portugal, Estonia, and Ireland, where .eu demonstrates comparatively stronger penetration.

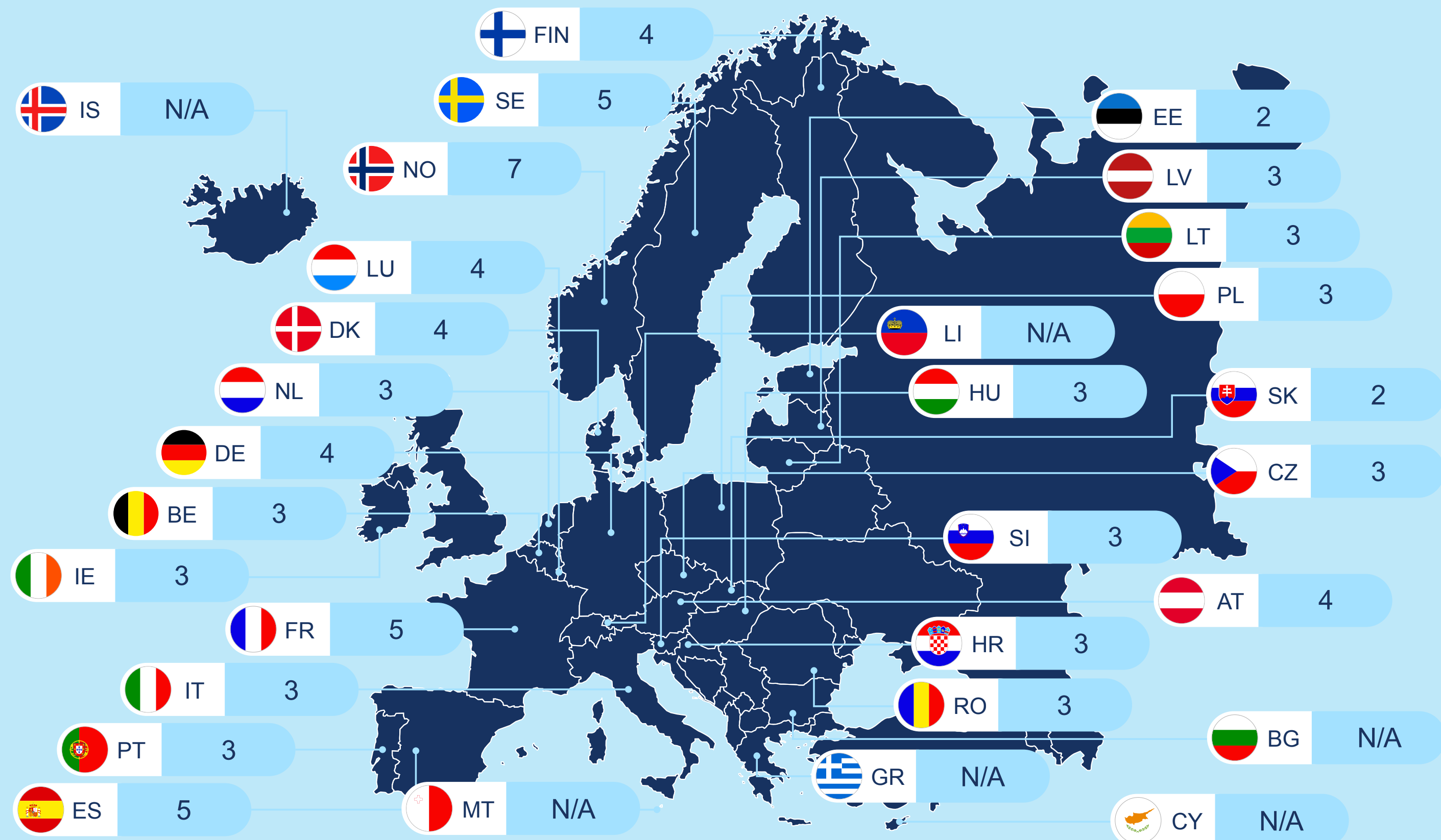
However, the overall EU-weighted picture is largely shaped by the largest domain markets. Germany has a particularly strong impact on the aggregate European gap due to its size, with France, Italy, and Poland further reinforcing the structural weight of national incumbents. As a result, developments in the top five markets have a disproportionate influence on the EU-wide average.

.eu local preference per country

Following recent data from CENTR and Zooknic, the registration preference for .eu domain name per EEA country was identified.

The number 3 position is most common, with .eu following the local ccTLD and .com.

- In Germany, .eu is preceded by .de, .com, and .net. In France by .com, .fr, .net, and .org.
- In Slovakia and Estonia, .eu is the second most popular choice after the local ccTLD.



Registrar relations

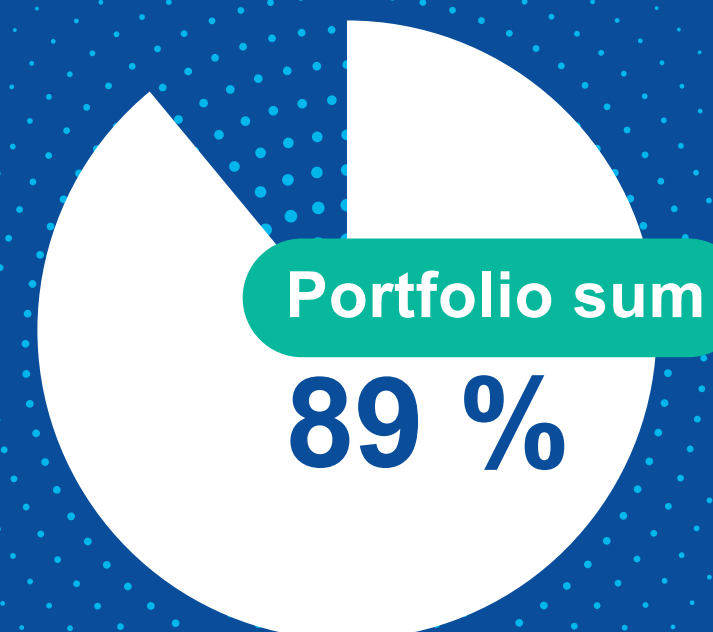
Throughout 2025, we focused on strengthening registrar relations through structured, long-term partnerships built on stability, support, and growth potential, with the aim of increasing registrations and improving overall performance. To support this approach, we are developing a comprehensive quality score that combines input from liaison managers with registry data, including ownership structures, business models, and segmentation. With KPIs and weighting already defined, the first full ranking is expected by H1 2026.

Preliminary analysis shows that, while 641 registrars are currently accredited for .eu, the top 100 account holders manage nearly 90% of the domain portfolio. The registrar landscape continues to evolve, with ongoing consolidation driven by mergers and acquisitions.

In addition to our annual registrar event at CloudFest 2025, we further strengthened engagement through regular online interactions and in-person meetings. In 2025, we organised three registrar lunches in Poland, Italy and Ireland and held over 200 meetings, fostering closer collaboration and open dialogue across the registrar community.

Registrar market share

Top 100 largest registrar accounts manage 89% of the .eu portfolio.



Top 10 countries

by number of Registrars

1	GERMANY		93
2	NETHERLANDS		62
3	ITALY		55
4	AUSTRIA		47
5	BELGIUM		34
6	FRANCE		32
7	POLAND		26
8	SPAIN		23
9	HUNGARY		22
10	ROMANIA		14

COUNTRY

REGISTRARS

Abuse prevention


Trust is fundamental to the .eu domain. Ensuring the accuracy of registrant data is therefore a key priority. Under the .eu legal framework, registrars are responsible for maintaining correct registration data, while EURid complements this responsibility through systems and procedures designed to detect and prevent potentially suspicious registrations.

Abuse detection is supported by a combination of automated tools, such as the Abuse Prevention and Early Warning System (APEWS), and external inputs, including complaints, third-party abuse lists, and reports from relevant stakeholders. Since the scaling up of abuse prevention measures in Q3 2021, EURid has consistently taken a proactive approach to enforcement. Without these interventions, and if the focus had been solely on portfolio growth, the .eu domain base would now have exceeded 3.8 million registrations.

In the second half of 2025, EURid further advanced the operational deployment of APEWS-as-a-Service, with a focus on enabling external adoption and validating the solution with third parties. The service entered an early adoption phase with selected registry operators, allowing for practical testing of shared preventive mechanisms and API-based integration. This phase provided valuable insights into interoperability, operational workflows, and collaborative models between participating registries.

EURid also continued to contribute actively to knowledge sharing within the registry and cybersecurity communities. At ICANN 84, EURid's Abuse Programme Manager presented on the use of AI-powered techniques for domain name abuse detection, highlighting preventive approaches at registry level and supporting operational exchange among peers.

In addition, EURid's approach to abuse prevention was referenced in the 2025 Interisle Cybercrime Supply Chain report as a positive example of registry-level preventive practice, underlining the relevance of its integrated and proactive approach to combating domain name abuse. In 2025, 56 213 were detected as suspicious, out of which 29 462 domain names were suspended following identity validation procedures.



Throughout 2025, EURid continued to strengthen its security posture through improvements in governance, operational processes, compliance readiness, and cross-sector cooperation, ensuring the resilience and integrity of the .eu registry.

Key progress was made in the development of the Information Security Management System (ISMS) in line with ISO/IEC 27001 and ISO 22301, including advancement of supporting tooling and completion of the risk register. Work is ongoing towards the Statement of Applicability, consolidating the controls in place to manage information security.

Security governance was further strengthened to address evolving regulatory requirements and an increasingly complex threat landscape. A dedicated Security Officer was appointed, with cybersecurity responsibilities embedded within the Technical Department to ensure clearer ownership, improved coordination, and stronger operational alignment across functions.

Operational security was enhanced through improvements in incident, change, and asset management processes, increasing traceability and overall security readiness. EURid also continued to invest in staff awareness and competence to reinforce a strong internal security culture.

In parallel, EURid remained actively engaged in sector-wide cooperation through the European TLD ISAC, contributing to information sharing on threat intelligence and operational security practices in support of collective resilience and the objectives of the NIS2 framework.

Business continuity was tested through the annual exercise conducted in December 2025, confirming the effectiveness of existing procedures to maintain critical registry services under disruption scenarios.

Drivers shaping our security organisation



Key figures

Top 10 countries

with the most .eu/.eu/.eu registrations

1	GERMANY	962 318	
2	NETHERLANDS	440 827	
3	FRANCE	316 957	
4	ITALY	264 328	
5	POLAND	261 490	
6	CZECH REPUBLIC	183 939	
7	PORTUGAL	170 514	
8	BELGIUM	145 168	
9	SPAIN	142 088	
10	AUSTRIA	115 621	

COUNTRY REGISTRATIONS

Domain name disputes

92

DOMAIN NAME DISPUTES FILED IN 2025



A domain name dispute typically refers to a situation where multiple parties claim rights to the same domain name. This can occur when one party believes they have a legitimate right to use the domain name, but another party has registered or is using it without authorization.

EURid continues to support rightful holders

To keep supporting the interests of right holders EURid has, for several years, discounted the .eu ADR procedure fee. This means that the basic ADR fee per complaint stayed as low as EUR 100 instead of EUR 1.300.

Internationalised domain names (IDNs)

33 134

TOTAL INTERNATIONALISED DOMAIN NAMES

29 815

LATIN INTERNATIONALISED DOMAIN NAMES

.eu

1 241

CYRILLIC INTERNATIONALISED DOMAIN NAMES

.eu

2 078

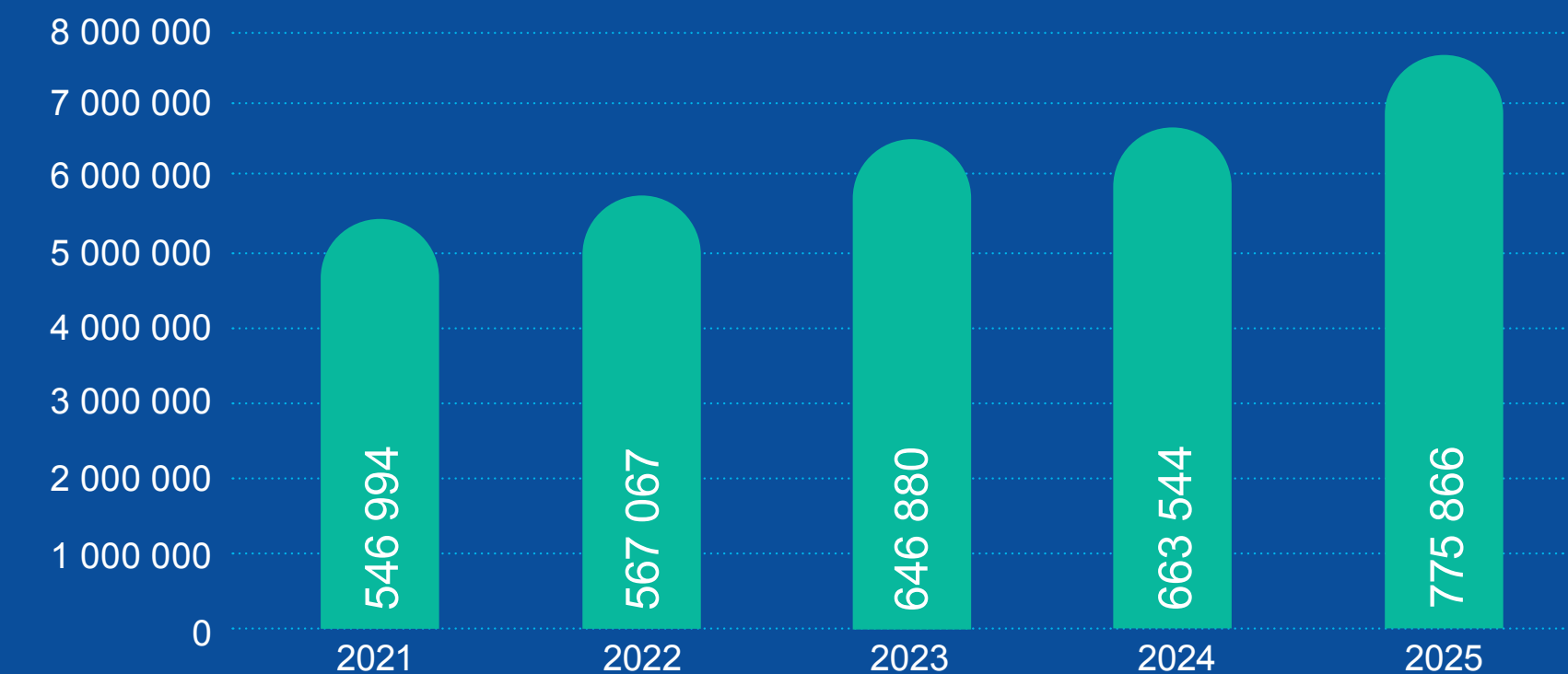
GREEK INTERNATIONALISED DOMAIN NAMES

.eu

TO LEARN MORE ABOUT IDNS, VISIT [IDNWORLDREPORT.EU](https://www.idnworldreport.eu).

DNSSEC signed domain names

DNSSEC helps prevent DNS attacks like DNS cache poisoning and DNS spoofing. It does this by using public key cryptography to authenticate each message, ensuring it originated from the right source, and the content still is unaltered. At the end of the reporting period, 775 866 domain names were secured with the DNSSEC Internet security protocol. This equals 20.47% of the total registrations and is continuing to grow consistently.



For further statistics, please refer to our dedicated statistics page

[Read more](#)

Financial statement

Profit and loss account

	2025	2024
Revenue from registration rights	13 415 484	13 490 811
Financial revenues & costs	60 298	123 735
Other	-102 229	-82 801
TOTAL REVENUES	13 373 553	13 531 745
General costs	1 105 468	1 130 557
Contract compliance audits	95 850	91 671
Marketing & Communication	1 581 161	1 686 209
Depreciation	165 895	158 230
Human Resources	6 636 975	5 635 297
Operating expenses	2 483 214	2 192 968
Local presence	875 902	903 763
TOTAL COSTS	12 944 465	11 798 695
RESULT	429 088	1 733 050

Balance sheet

	2025	2024
Fixed assets	506 839	279 253
Fixed assets	478 607	251 021
Financial fixed assets	28 232	28 232
Amounts receivable	21 724 417	21 585 705
Customers debtors	497 785	426 535
Banks	20 997.650	20 955 945
Other receivables	228 982	203 225
Deferred charges and accrued income	983 094	1 103 149
TOTAL ASSETS	23 214 350	22 968 107
Reserves and profit carried forward	10 458 411	11 172 988
Amounts payable	4 713 968	3 938 735
Suppliers	1 303 283	974 435
Invoices to be received	122 590	153 112
Customers creditors	1 114 048	1 259 027
Tax and social liability	659 712	660 625
Registrar pre-payments	1 514 335	891 536
Accrued charges and deferred income	8 041 971	7 856 384
TOTAL LIABILITIES	23 214 350	22 968 107

EURid

55 employees working at EURid's 4 offices at the end of 2025.

HEADCOUNT

FULL-TIME EQUIVALENTS

DIEGEM	47	44.06
PISA	2	7.70
PRAGUE	4	3.80
STOCKHOLM	2	2.00
TOTAL	55	51.56



.eu .eio .eu
POWERED BY EURid

EURid vzw
Telecomlaan 9, B-1831 Diegem
RPR Brussel • BE 0864 240 405

www.eurid.eu