

## Q3 EURid's Quarterly Update

2025

In Q3 2025, EURid continued to strengthen trust, security, and inclusivity, recording **213 916 new registrations** – a clear increase from **181 575 in Q2 2025** and **170 211 in Q3 2024**, reflecting healthy growth in the .eu domain name space. Alongside this, the quarter brought several other key highlights:

The **IDN Market Report** revealed that global adoption of Internationalised Domain Names remains limited, with just **ten top-level domains accounting for around 75%** of all IDNs worldwide. Despite this slow growth, EURid's ongoing work to promote linguistic diversity and universal acceptance continues to support a more inclusive digital environment.

According to the **Domain Name Industry Brief** for Q2 2025, **.eu remained among the world's top ten ccTLDs**, as global domain name registrations increased by 3.3 million compared to the previous quarter and by 9.3 million year-on-year.

EURid also reaffirmed its commitment to combating online abuse through its **Abuse Prevention and Early Warning System (APEWS)** and **Know Your Customer (KYC)** procedures, helping maintain a secure and trustworthy .eu digital landscape.

Finally, the refreshed **2025 .eu Web Awards** was launched, receiving **93 nominations from 16 countries** and celebrating creativity, innovation, and impact across Europe's digital landscape.

EURid

213 916

NEW DOMAIN NAME  
REGISTRATIONS IN Q3 2025

3 769 337




TOTAL NUMBER OF .EU  
REGISTRATIONS

78

AVERAGE RENEWAL  
RATE DURING Q3 2025

### Top 10 countries

with the most .eu/.eio/.eu  
registrations

1	GERMANY		959 613	0,5% ↑
2	NETHERLANDS		441 685	0,2% ↓
3	FRANCE		311 518	0,2% ↓
4	ITALY		265 956	2% ↓
5	POLAND		265 714	8% ↑
6	CZECH REPUBLIC		182 728	1,1% ↓
7	PORTUGAL		169 716	3% ↑
8	BELGIUM		144 769	1,2% ↑
9	SPAIN		141 149	0,7% ↑
10	AUSTRIA		116 861	1% ↓
COUNTRY		REGISTRATIONS		

### Top 10 countries

by number of Registrars

1	GERMANY		93
2	NETHERLANDS		62
3	ITALY		56
4	AUSTRIA		48
5	BELGIUM		34
6	FRANCE		32
7	POLAND		25
8	HUNGARY		22
9	SPAIN		22
10	ROMANIA		14
COUNTRY		REGISTRARS	

For further statistics, please refer to our  
dedicated statistics page

Read more

Internationalised  
Domain Names (IDNs)

37 195  
IDNS UNDER .EU

TO LEARN MORE ABOUT IDNS,  
VISIT [IDNWORLDREPORT.EU](https://idnworldreport.eu).

33 865  
IDNS UNDER .EU  
IN LATIN

.eu

1 241  
IDNS UNDER .EU  
IN CYRILLIC

.eio

2 089  
IDNS UNDER .EU  
IN GREEK

.eu

7 576

TOTAL AMOUNT OF MYR  
IN Q3 2025