

Q1

EURid's Quarterly Update

2025

In Q1 2025, EURid actively supported Safer Internet Day, reinforcing its commitment to a safer digital environment. Building on efforts from 2024, EURid identified and addressed over **23 500 suspicious .eu domain name registrations**, taking proactive steps to prevent potential misuse.

EURid also participated in **CloudFest 2025**, the world's leading internet infrastructure event held in Rust, and hosted its annual **Registrar Dinner** at Eatrenalin, bringing together over 80 registrar representatives for an evening of extraordinary dining.

A major milestone in Q1 was the launch of the refreshed **eurid.eu website**, developed entirely within the European Union.

The new site offers:

- A faster and more intuitive search function
- Improved accessibility and navigation across devices
- A fresh visual identity aligned with EURid's updated branding

With content available in all **24 official EU languages**, the new platform strengthens EURid's mission to serve a diverse European audience with clarity and ease.

EURid

161 323

NEW DOMAIN NAME
REGISTRATIONS IN Q1 2025

3 729 245











TOTAL NUMBER OF .EU
REGISTRATIONS

80%

AVERAGE RENEWAL
RATE DURING Q1 2025

Top 10 countries

with the most .eu/.eio/.eu
registrations

1	GERMANY		953 585	0,5% ↓
2	NETHERLANDS		450 381	0,5% ↓
3	FRANCE		308 315	0,6% ↑
4	ITALY		269 028	0,1% ↑
5	POLAND		237 663	3,0% ↑
6	PORTUGAL		177 865	14,1% ↓
7	CZECH REPUBLIC		176 562	1,2% ↑
8	BELGIUM		142 814	0,5% ↓
9	SPAIN		141 801	1,7% ↓
10	AUSTRIA		139 019	0,2% ↓
COUNTRY			REGISTRATIONS	

Top 10 countries

by number of Registrars

1	GERMANY		95
2	NETHERLANDS		62
3	ITALY		57
4	AUSTRIA		49
5	BELGIUM		36
6	FRANCE		32
7	POLAND		24
8	HUNGARY		22
9	SPAIN		20
10	ROMANIA		14
COUNTRY			REGISTRARS

For further statistics, please refer to our
dedicated statistics page

Read more

Internationalised
Domain Names (IDNs)

37 286

IDNS UNDER .EU

TO LEARN MORE ABOUT IDNS,
VISIT [IDNWORLDREPORT.EU](https://idnworldreport.eu).



852

NEW IDN REGISTRATIONS
IN Q1 2025

33 971

IDNS UNDER .EU
IN LATIN

.eu

1 230

IDNS UNDER .EU
IN CYRILLIC

.eio

2 085

IDNS UNDER .EU
IN GREEK

.EU

7 752

TOTAL AMOUNT OF MYR
IN Q1 2025