

## Q2 EURid's Quarterly Update 2025

In Q2 2025, EURid actively contributed to shaping Europe's digital and environmental future through participation in high-level policy, sustainability, and innovation events. From speaking on multistakeholder governance at the **Web 4.0 conference** in Brussels to co-organising **The Prague Dialogue** with ICANN and leading discussions at **EuroDIG 2025**, EURid reinforced its commitment to inclusive and responsible internet governance.

Alongside these efforts, EURid marked **Earth Day 2025** by highlighting its EMAS-certified environmental practices and supporting **local tree planting initiatives to offset CO<sub>2</sub> emissions**. Participation in EUIPO's **Ideas Powered for Business** event further underlined EURid's support for SMEs and innovation across the EU.

### Other key activities from the quarter:

- Celebrating the 19th anniversary of the .eu top-level domain, marking nearly two decades of connecting Europe online
- Participating in ICANN83 in Prague, reinforcing EURid's role in global internet governance
- Supporting the Internet Governance Forum's 20th anniversary by endorsing its multistakeholder model and global impact

For further statistics, please refer to our dedicated statistics page

[Read more](#)

## EURid

181 575

NEW DOMAIN NAME  
REGISTRATIONS IN Q2 2025

3 737 025




TOTAL NUMBER OF .EU  
REGISTRATIONS

84

AVERAGE RENEWAL  
RATE DURING Q2 2025

## Top 10 countries

with the most .eu/.eu/.eu  
registrations

1	GERMANY		954 536	0,09% ↑
2	NETHERLANDS		442 914	1,6% ↓
3	FRANCE		312 188	1,2% ↑
4	ITALY		271 955	1% ↑
5	POLAND		242 260	1,9% ↑
6	CZECH REPUBLIC		184 822	4,4% ↑
7	PORTUGAL		163 681	8% ↓
8	BELGIUM		143 015	0,1% ↑
9	SPAIN		140 042	1,2% ↓
10	AUSTRIA		118 036	17% ↓
COUNTRY		REGISTRATIONS		

## Top 10 countries

by number of Registrars

1	GERMANY		95
2	NETHERLANDS		62
3	ITALY		57
4	AUSTRIA		49
5	BELGIUM		36
6	FRANCE		32
7	POLAND		25
8	HUNGARY		22
9	SPAIN		21
10	ROMANIA		14
COUNTRY		REGISTRARS	

## Internationalised Domain Names (IDNs)

37 329  
IDNS UNDER .EU

TO LEARN MORE ABOUT IDNS,  
VISIT [IDNWORLDREPORT.EU](https://idnworldreport.eu).



852

NEW IDN REGISTRATIONS  
IN Q2 2025

34 004

IDNS UNDER .EU  
IN LATIN

**.eu**

1 237

IDNS UNDER .EU  
IN CYRILLIC

**.eu**

2 088

IDNS UNDER .EU  
IN GREEK

**.eu**

7 879

TOTAL AMOUNT OF MYR  
IN Q2 2025