

Q2 EURid's Quarterly Update

2026

The second quarter of 2026 marked the 20th anniversary of the .eu domain name's landrush launch. From reaching one million registrations on 7 April 2006 to more than 3.8 million registrations today, this milestone reflects .eu's evolution into Europe's trusted online identity.

The anniversary was celebrated by hosting EuroDIG 2026 at the Charlemagne Building in Brussels, followed by a reception at Train World in May. The events brought together stakeholders from across Europe's internet community to celebrate two decades of .eu connecting people, businesses and organisations across Europe and beyond, while reaffirming its continued commitment to Europe's digital ambitions, shared values and cultural diversity.

Other quarterly highlights

- EURid announced the ten winning artworks of the SAFEonLINE art competition, which received 103 submissions from young artists across Europe. The winning entries will be exhibited in Prague and two other European cities.
- On Earth Day, under the global theme "Our Power, Our Planet", EURid highlighted its ongoing commitment to environmental sustainability through its EMAS registration, demonstrating that sustainability is achievable even in the digital space by continuously reducing its environmental footprint.
- EURid celebrated the 10th anniversary of .eio, the Cyrillic script extension for .eu, marking a decade of supporting linguistic diversity, digital inclusion and multilingualism across Europe.

For further statistics, please refer to our dedicated statistics page

[Read more](#)

EURid

175 862

NEW DOMAIN NAME REGISTRATIONS IN Q2 2026

3 812 187











TOTAL NUMBER OF .EU REGISTRATIONS

82.5

AVERAGE RENEWAL RATE DURING Q2 2026

Top 10 countries

with the most .eu/.eio/.eu registrations

1	GERMANY		969 038	0,2% ↑
2	NETHERLANDS		437 615	0,7% ↓
3	FRANCE		317 818	0,1% ↓
4	ITALY		262 575	0,4% ↓
5	POLAND		260 301	2,0% ↓
6	CZECH REPUBLIC		182 130	1,0% ↓
7	PORTUGAL		157 539	5,0% ↓
8	SPAIN		148 760	3,0% ↑
9	BELGIUM		147 706	0,8% ↑
10	AUSTRIA		114 032	0,5% ↓

COUNTRY

REGISTRATIONS

Top 10 countries

by number of Registrars

1	GERMANY		89
2	NETHERLANDS		62
3	ITALY		53
4	AUSTRIA		47
5	BELGIUM		32
6	FRANCE		32
7	POLAND		26
8	SPAIN		25
9	HUNGARY		22
10	ROMANIA		15

COUNTRY

REGISTRARS

Internationalised Domain Names (IDNs)

32 325

IDNS UNDER .EU

TO LEARN MORE ABOUT IDNS, VISIT [IDNWORLDREPORT.EU](https://www.idnworldreport.eu).

29 048

IDNS UNDER .EU IN LATIN

.eu

1 204

IDNS UNDER .EU IN CYRILLIC

.eio

2 076

IDNS UNDER .EU IN GREEK

.eu

16 440

TOTAL AMOUNT OF MYR IN Q2 2026